



JULY

MONTHLY GUIDE TO LANGUAGE SKILLS AND RELATED SENSORY SKILLS

- | | |
|---|---|
| Activity 1: Association | Activity 16: Answering questions
Asking questions |
| Activity 2: Answering "wh-" questions
Inferences | Activity 17: Inferences |
| Activity 3: Compound words | Activity 18: Association |
| Activity 4: Absurdities/incongruities | Activity 19: Vocabulary development |
| Activity 5: Categorization/classification
Inferences | Activity 20: Association
Vocabulary development |
| Activity 6: Storytelling | Activity 21: Categorization/classification |
| Activity 7: Rhyming skills
Sentence completion | Activity 22: Absurdities/incongruities |
| Activity 8: Rhyming skills
Sentence completion | Activity 23: Scrambled sentences
Sentence structure |
| Activity 9: Rhyming skills
Sentence formulation | Activity 24: Sentence formulation |
| Activity 10: Adjectives
Answering "wh-" questions | Activity 25: Antonyms
Sentence completion |
| Activity 11: Absurdities/incongruities | Activity 26: Similarities and differences |
| Activity 12: Expressing ideas | Activity 27: Descriptive skills
Problem solving |
| Activity 13: Sentence formulation
Vocabulary development | Activity 28: Auditory discrimination |
| Activity 14: Problem solving
Sentence formulation | Activity 29: Absurdities/incongruities
Auditory discrimination |
| Activity 15: Sentence formulation
Touching (tactility)
Vocabulary development | Activity 30: Asking questions |
| | Activity 31: Visual discrimination |



JULY



1 Read aloud the incomplete phrases below. Ask your child to tell you a word that finishes each phrase.

1. a slice of _____
2. a can of _____
3. a tube of _____
4. a bag of _____
5. a book of _____
6. a bowl of _____
7. a puddle of _____
8. a stick of _____
9. a glass of _____
10. a roll of _____

2 Ask your child to pretend he is each of the three objects below. For each object, ask the first four questions. Then ask the fifth question listed for each object.

- a. eggbeater
- b. flower pot
- c. belt

1. Where would you live?
2. What would you do?
3. What would you be made of?
4. Who would use you?
5. (a) What would you say to an egg?
(b) What would you say to a flower?
(c) What would you say to a pair of pants?

3

Give your child a word. Ask him to add other words to it to make new words.


1. cow (boy/girl, poke, bell)
2. fire (man, place, works)
3. eye (ball, lid, glasses)
4. bath (room, robe, tub)
5. tooth (brush, paste, ache)
6. dish (pan, cloth, washer, rag)
7. foot (ball, print, stool)
8. snow (man, plow, ball, drift, flake)
9. ear (ache, drum, muff, plug, phone, ring)
10. air (plane, port, mail)


4 Read aloud the following statements. Ask your child to say either "true" or "false." If he says "false," ask him to explain why the statement is false.

1. It is best to watch fireworks during the daytime.
2. Fireworks can be dangerous.
3. Christmas and the Fourth of July are in the same month.
4. The Fourth of July comes twice a year.
5. Skyrockets make bright colors in the sky.
6. Many people go to a parade on the Fourth of July.
7. Sparklers are good to eat.
8. Firecrackers can't hurt you.


5

Choose the name of a wild animal and describe it in one sentence (for example, "It lives in a desert"). If your child does not guess the animal, continue giving him more clues (such as, "It has a large hump on its back"). After he has guessed a camel, ask him to choose a wild animal for you to guess. Allow your child the opportunity to give a number of clues. Continue by taking turns.



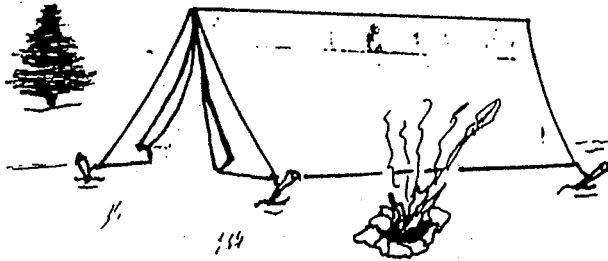


JULY



6

Ask your child to tell you his favorite story. Discuss particular parts of the story when he has finished.



7

Give your child the first line of a rhyme and ask him to complete the rhyme by saying the second line. (Example: "The small fish"... "Jumped off my dish.") Suggested rhymes:

1. The frog (sat on a log)
2. I went for a float (in my new boat)
3. My brother Jack (hurt his back)
4. He put the rag (in a bag)
5. The snail (sat on a pail)
6. The baby can walk (and he can talk)
7. If he isn't small (he must be tall)
8. The old man (bought a van)

8


Ask your child to complete the following sentences with a rhyming word.

1. I think I'll bake a birthday _____. (cake)
2. I knew my dad was really _____. (mad)
3. I saw a bear over _____. (there)
4. My baby sister can walk and _____. (talk)
5. The ball hit the _____. (wall)
6. The mice ate the _____. (rice)
7. Jan rode in a _____. (van)
8. Bill swallowed a _____. (pill)
9. Ann did her math and then took a _____. (bath)

9

Read each pair of words below. Ask your child to make a one-line rhyme using both words.

1. Paul—ball
2. bake—cake
3. nurse—purse
4. hen—pen
5. Fred—thread
6. Brian—lion
7. van—man
8. mess—dress
9. king—ring
10. coat—boat



10 Read aloud the questions below. Ask your child to answer with a short, complete sentence. Example: "What is juicy?"... "A pear is juicy."


1. What is soft?
2. What is old?
3. What is fuzzy?
4. What is steep?
5. What is flat?
6. What is easy?
7. What is boring?
8. What is modern?
9. What is evil?
10. What is funny?




11 Read the following statements to your child. Ask him to say either "true" or "false." If he says "false," ask him to explain why the statement is false.

1. A dog is usually faster than a horse.
2. Thanksgiving and Sunday are holidays.
3. The sun is smaller than the earth.
4. Fire is hot.
5. Pears and peas are fruits.
6. Not all sisters are girls.
7. All flowers need air.
8. Thanksgiving comes before Halloween.
9. Your nose is above your mouth.
10. A boat is as large as a ship.





JULY



12

Ask your child to tell you what he wishes tomorrow would be like, including what he would like to do and where he would like to go. Remind him to think of his sound(s) as he speaks.



13

Select a sound that your child has difficulty saying correctly. Arrange in a circle several pictures of items containing that sound. Place a bottle in the center of the circle and spin it. Take turns with your child naming the pictures the bottle points to when it stops spinning. Use each word in a complete sentence.

14 Ask your child to tell you in a complete sentence what would happen to him if he were in each situation below.

1. You were late for supper.
2. You forgot to take your lunch money to school.
3. You ripped your coat while climbing a tree.
4. You did not tell your brother you borrowed his money.
5. You swallowed a bug by mistake.
6. You hit your baby brother.
7. You ate all of the dessert after you were told not to.
8. You played with matches.

15 Put seven to ten familiar objects in a paper sack. Blindfold your child and have him pick one of the objects out of the sack. Have him guess what it is and use the name of the object in a sentence. Continue until all of the objects have been removed.





16 Tell your child that the two of you are going to play a game called "Meet the Reporter." Take turns interviewing each other. You should interview your child first. Some possible questions are:

1. What is your name and age?
2. What is your address and phone number?
3. What type of job do you want?
4. What do you look like?
5. What stories do you like best?
6. What sports do you like best?
7. What hobbies do you have?
8. To what places would you like to travel?


17 Tell your child you are thinking of something that begins with the "s" sound. Give him a clue in the form of a riddle and ask him to guess the answer.

1. It is found in the sky. (sun)
2. You wash with it. (soap)
3. You put it on your foot. (sock)
4. You sing it. (song)
5. You eat it for breakfast. (cereal)
6. You wash dishes in it. (sink)
7. It's someone who sails the seas. (sailor)
8. You cut with it. (scissors)





JULY



18

Explain to your child that different people use different tools in their work. Read the list of tools below and ask him to tell you who would use each tool.

1. thermometer (nurse, doctor, weatherman)
2. hammer (carpenter)
3. strainer (cook)
4. sound system (singer, musician, dancer)
5. wrench (mechanic, plumber)
6. whistle (lifeguard, police officer, umpire, referee)
7. drill (dentist, carpenter)
8. typewriter (secretary, writer)

19

Make a shopping list with your child. Ask him to tell you as many items as possible that can be bought at a grocery store and contain sounds that are difficult for him to say.



20

Explain that sometimes many parts are needed to make a whole item. Ask your child to tell you all of the parts he can think of that make a whole:

1. person
2. TV set
3. car
4. lamp
5. school
6. airplane
7. elevator
8. scarecrow



21

Read aloud the words below. Ask your child to tell you what might live in each place you name.

1. a tree (bird, squirrel, monkey)
2. a jungle (mosquito, gorilla, spider, parrot, monkey)
3. under ground (worm, mole, ant, snake)
4. a swamp (alligator, mosquito, water snake, crane, spider)
5. a backyard (squirrel, chipmunk, ant, mole, robin, fly, ladybug, worm)
6. a cage (gerbil, hamster, canary, parakeet, parrot, mouse)

22


Read aloud the sentences below. Have your child tell you what is wrong with each sentence and then ask him to say it correctly.


1. Three is a letter.
2. I see with my ears.
3. Before supper, I wash my dog.
4. He wrote a letter with a clock.
5. Grass is blue.
6. Please sweep the ceiling.
7. I spell my name with numbers.
8. I went swimming in the kitchen.
9. When I am sleepy, I get up.
10. I pound a nail with a saw.

23


Read aloud the scrambled sentences below. Ask your child to rearrange the words to make sentences that sound correct.

1. ran—fast—Bruce
2. rooster—the—crowed
3. zipper—his—broke
4. stories—read—Janice
5. teacher—my—like—I
6. broke—Suzanne—the—glass
7. mouse—I—a—saw
8. answer—please—telephone—the






JULY



24 Ask your child to tell you in sentence form his favorite:

1. dessert
2. holiday
3. ice cream flavor
4. sport
5. zoo animal
6. toy
7. nursery rhyme
8. snack
9. flower
10. type of car
11. farm animal
12. vacation spot



25 Read aloud each pair of sentences below. Do not complete the second sentence. Ask your child to finish the second sentence so it will mean the opposite of the first sentence.

1. He is clean. He is _____. (dirty)
2. She is asleep. She is _____. (awake)
3. The gum is hard. The gum is _____. (soft)
4. I was first. I was _____. (last)
5. It is hot. It is _____. (cold)
6. Jan was right. Jan was _____. (wrong)
7. My book is old. My book is _____. (new)
8. Are you happy? Are you _____? (sad)

26 Read aloud each series of four words below. Ask your child to tell you which two words in each series best go together. Ask him to explain why he chose the two words.

1. sheep—pig—lamb—chicken
2. bathtub—chair—stove—sink
3. scribble—print—write—color
4. soccer—tennis ball—gym—racket
5. Friday—winter—July—Monday
6. rug—quilt—lid—blanket
7. purse—glove—wallet—boots
8. ruler—clock—watch—thermometer

27 Tell your child that the two of you are going to play a "Fix It" game. Read each of the items in the list below and tell him that they are broken. Ask him to tell you how he would fix each one.

1. a shoe lace
2. the point of a pencil
3. a string of beads
4. a vase
5. a bicycle chain
6. a kite
7. a crayon
8. a page in a book



28 Read each group of three words below. Ask your child to tell you which word is different from the other two words in the group.


1. blush—blush—plush
2. char—charm—char
3. nice—mice—nice
4. chess—chest—chest
5. shoe—show—shoe
6. peach—teach—teach
7. part—part—port
8. rear—rare—rear
9. bail—bowl—bowl
10. pint—pant—pant




29 Ask your child to choose the correct ending for each of the incomplete sentences listed below. Read the beginning of each sentence and give him a choice of two words to end the sentence. After he chooses the correct word, ask him to say the completed sentence.

1. A dog can — bark or park.
2. We live in a — mouse or house.
3. I go to — school or tool.
4. I can count to — free or three.
5. I eat — rice or mice.
6. He sings — thongs or songs.





JULY



30 Ask your child to change each statement into a question. For example, "You want an ice cream cone" can be changed to "May I have an ice cream cone?"

1. You want to know if anyone saw Mary. (did)
2. You want to know the reason dinosaurs died. (why)
3. You want to find your socks. (where)
4. You want to know if your sister jumps rope. (does)
5. You want to know the person that broke your window. (who)
6. You want to know the cost of a video game. (how)

31

Explain to your child that the color-by-number picture below will reveal something familiar to him. Ask him to color carefully and stay within the lines.

- Color code:
- 2—pink
 - 3—blue
 - 4—red
 - 6—gray
 - 7—green
 - 9—brown

